

eSTAND™

Electronic Classroom

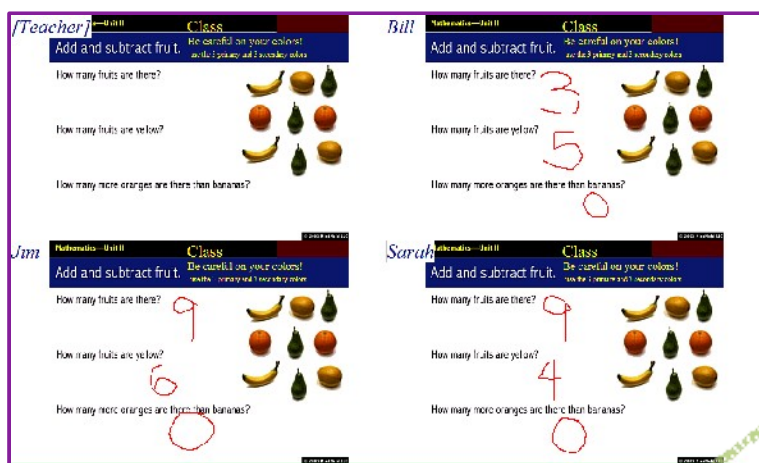
Educational Network

for your TabletPCs

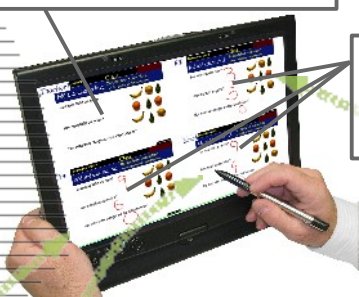
Imagine a classroom where:

every student can view the teacher's "blackboard" and the teacher can view every student's private "blackboard"

- see the real-time status of all students
 - multiple students shown at once on teacher's screen
 - regular update of students' activity
- teacher can view a single student's blackboard or their own



The teacher's blackboard is shown here



The students' blackboards are automatically sent to the teacher

Teacher's Unit



Student - Jim



Student - Sarah



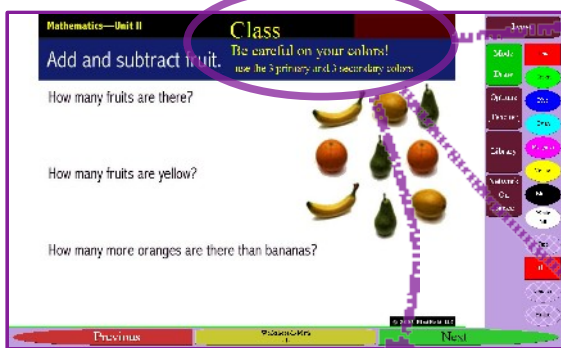
Student - Bill

Students work on their own blackboard. They can turn pages and go to other documents.

www.eStand.com

When the teacher's backboard is selected: The teacher's annotations are overlaid on all the students' blackboards

- work with the entire classroom at once
- add/change the teacher's annotations automatically sent to entire classroom



Mathematics—Unit II

Class
Be careful on your colors!
use the 3 primary and 3 secondary colors.

Add and subtract fruit.

How many fruits are there?

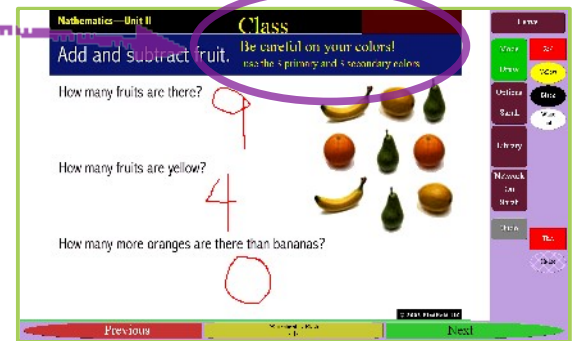
How many fruits are yellow?

How many more oranges are there than bananas?

Previous Next

The interface shows a grid of fruit icons (bananas, oranges, pears) and a toolbar on the right with various drawing tools.

Teacher's Unit



Mathematics—Unit II

Class
Be careful on your colors!
use the 3 primary and 3 secondary colors.

Add and subtract fruit.

How many fruits are there? 9

How many fruits are yellow? 4

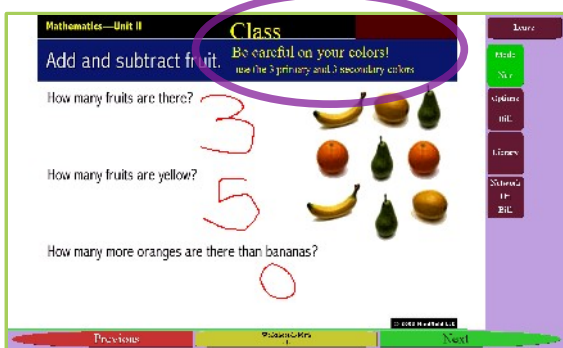
How many more oranges are there than bananas? 0

Previous Next

The interface is identical to the teacher's unit but includes handwritten red annotations: the number 9 for the total fruit count, 4 for yellow fruits, and 0 for the difference between oranges and bananas.

Student - Sarah

The annotations on the teacher's blackboard is automatically sent to all students.



Mathematics—Unit II

Class
Be careful on your colors!
use the 3 primary and 3 secondary colors.

Add and subtract fruit.

How many fruits are there? 3

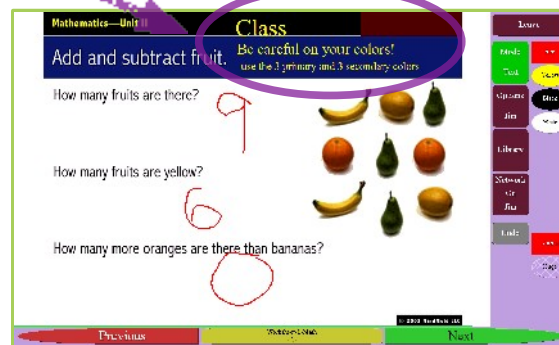
How many fruits are yellow? 5

How many more oranges are there than bananas? 0

Previous Next

The interface is identical to the teacher's unit but includes handwritten red annotations: the number 3 for the total fruit count, 5 for yellow fruits, and 0 for the difference between oranges and bananas.

Student - Bill



Mathematics—Unit II

Class
Be careful on your colors!
use the 3 primary and 3 secondary colors.

Add and subtract fruit.

How many fruits are there? 9

How many fruits are yellow? 6

How many more oranges are there than bananas? 0

Previous Next

The interface is identical to the teacher's unit but includes handwritten red annotations: the number 9 for the total fruit count, 6 for yellow fruits, and 0 for the difference between oranges and bananas.

Student - Jim

The teacher can electronically manage the classroom

- teacher can view the students' blackboards after class as well as in real-time during class
- teacher can send new documents to the students via a wireless or wired networks, CD-ROM or USB flash drives
- teacher can turn all students' blackboards to the same page at the same time
- teacher can manage which documents the students can see
- teacher can synchronize new students so they are up-to-date even if they join the class later



The teacher can also select a single student's blackboard

- teacher and student then see the same thing... that student's blackboard
- teacher can mark on the student's blackboard
- teacher can modify the student's marks
- teacher and student automatically share marks



The teacher is shown getting ready to select Sarah's blackboard (left) and then views Sarah's blackboard (right).

Teacher's Unit

The multi-screen allows the teacher to select the student or teacher blackboards.

Teacher's Unit

Student - Sarah

When the teacher has selected a specific student, in this case Sarah, both share the same blackboard for one-on-one communications. Each may add or remove annotations. These changes are automatically transmitted between the teacher and student. The teacher has more colors so their marks can be identified more easily.



eSTAND™



Networking Requirements

- Networking Card
Wireless or Wired ethernet or any TCP/IP network
- Local Area Network
TCP/IP protocol
must allow the common UDP protocol

Other System Requirements

- Windows XP or Vista
- TabletPC or touchscreen computer preferred
- 20 MB free hard disk plus document storage
1GB is enough for 1000's of pages
- 512MB RAM for XP
1GB RAM for Vista
- USB 1.0 minimum for optional foot switches
- CD-ROM for installation from CD, other options available

www.eStand.com

Feature	Teacher	Student
Jump to Bookmarks or Sections	√	√
Create bookmarks – P -Page, S - Section or both	P S	
Switch to any student	√	
P - Play, R - Record or I - Import audio linked to a page	P R I	P
Print documents ¹	√	√
Double-click ESF file in Windows Explorer to load into and start program.	√	√
Shutdown, Logoff, Suspend, Minimize and Automatic startup	√	√
Select all annotations in document	√	
Resize, move, copy and paste annotations to clipboard	√	
Select annotations with lasso	√	
Draw annotations on document	√	√
Colors	8	4
Line Widths	4	2
Send annotations to teacher		√
View and send annotations to individual student pages	√	
Screen rotation (4 orientations)	√	√
Improved Library Management and Import with searching	√	√
Import or Delete all documents in library filtered by search	√	
Import ESF (eStand Format files)	√	√
Supports encrypted ESF documents	√	√
Import JPG, BMP or TIFF files	√	
Import PDF ²	√	
Reorder, Hide, Show and Unload documents	√	√ ³
Document Edit (duplicate and rearrange pages)	√	
Library size limit	none	none

eStand™, eStand Classroom™, eStand Electronic Classroom™, eStand Education™ and eStand Educational Network™ are trademarks of e-Stand, Inc. in the United States and other countries. Microsoft®, Windows XP®, XP Tablet®, XP Home®, XP Professional®, Windows 2000® and Vista® are registered trademarks of Microsoft Corporation in the United States and other countries. Acrobat® and PDF® are registered trademarks of Adobe Systems Incorporated, in the United States and other countries. All other trademarks are the property of their respective owners.

Copyright © e-Stand Inc. 2004-2008 All rights reserved
eStand is not responsible for errors in this document and is subject to change at any time

- Requires permission specified in document and printer installed on operating system.
- Requires user-installed and owned conversion utility from PDF to image files.
- Password protected